






Summer of Possibilities

Sharing Your Creativity Through Art





Summer Activities for Families




Play and learn this summer with PBS KIDS! Get started with the hands-on activity collections below or visit pbskids.org, the PBS KIDS Video app, and the PBS KIDS Games app for more ideas and fun. Remember to follow @PBSKIDS for great summertime activities for the whole family.

EXPLORE

SUMMER COLLECTIONS



Observing Nature



You and your child can try a scavenger hunt, go on a weather walk, or read and play with this nature-themed playlist and activity collection. What's the biggest tree you can find?

Making Family Traditions

Does your family have a favorite tradition? Get inspired to create your own with this collection of crafts, music, and story clips.

Sharing Your Creativity through Art

Spark creativity with games from SCRIBBLES AND INK! This special collection of resources is designed to get you and your child singing, dancing, drawing, and laughing.

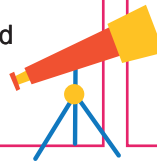
Being a Good Friend and Neighbor



What makes family and friends special? There are lots of things kids can do to celebrate neighbors and friends. This collection will help them learn about their role in the community.

Exploring Space at Home

Build a rocket ship, go stargazing, or imagine life on another planet with this collection of space-themed games, activities, and an out-of-this-world playlist.



CELEBRATE WITH FAMILY NIGHT

FRIDAYS ON THE PBS KIDS 24/7 CHANNEL AND VIDEO APP

Tally Ho! Nature Cat, Hal, Daisy, and Squeeks are hitting the trails to learn about birds, bugs, and...strawberries? Tune in for a sweet NATURE CAT marathon June 4.

Join Molly, Tooey, and Trini for a night of adventure as they explore family stories, Alaska Native traditions, and the great outdoors in MOLLY OF DENALI. Tune in on June 11.

It's a pinka-party and your family is invited to paint, draw, and dance with PINKALICIOUS & PETERIFIC! Join the fun on June 18.

There's a new neighborhood at PBS KIDS! It's the world of DONKEY HODIE from the makers of DANIEL TIGER'S NEIGHBORHOOD. Tune in June 25 to see how Donkey Hodie and her pals use teamwork and laughter to accomplish amazing things.

Jet Propulsion is the kid next door AND an alien! Join him - along with his family and friends - as they explore the far reaches of outer space in two specials from READY JET GO! on July 2.



pbskidsforparents.org/summer



Summer Activities for Families



EXPLORE

SUMMER COLLECTIONS

PLAY & LEARN

FREE ACTIVITIES ON pbskidsforparents.org/summer

CELEBRATE WITH FAMILY NIGHT

FRIDAYS ON THE PBS KIDS 24/7 CHANNEL AND [VIDEO APP](#)

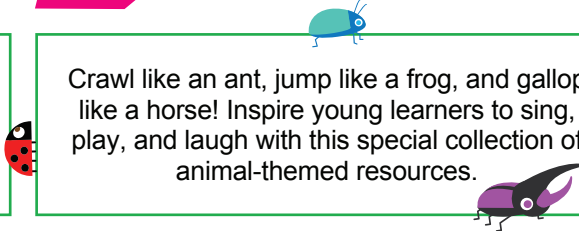
Playing with Water

Whether it's frozen or melted, water is a wonderful way to inspire your child's curiosity. Find playful activities in this water-themed collection.



Investigating Animals

Crawl like an ant, jump like a frog, and gallop like a horse! Inspire young learners to sing, play, and laugh with this special collection of animal-themed resources.



Reading and Sharing Stories

Words can take your child anywhere. Use the activities in this collection to help them build literacy skills and create and share family stories.

Get ready to travel through time with XAVIER RIDDLE AND THE SECRET MUSEUM! The fun starts on July 23 when Xavier, Yadina, and Brad meet real-life storytellers Mark Twain, Zora Neale Hurston, and Maya Angelou.

Creating Daily Routines for Kids

It's always a good time to brush up on everyday routines with your child like greeting friends, picking up toys, and getting ready for bed. This collection is filled with tips and ideas!




It's scary and exciting to do something for the first time. Pick up tips, songs, and strategies from Daniel as he explores new things during the DANIEL TIGER'S NEIGHBORHOOD marathon on July 30.

Going Back to School

Preparing for a new school year can stir up lots of emotions for your child. Use the activities in this collection to plan ahead and practice first day routines together.

"That is so interesting!" Everyone wonders about the world, including Elinor from ELINOR WONDERS WHY. She's curious just like your child! Join her on August 6 as she learns to ask questions and solve puzzles.



pbskidsforparents.org/summer



Let's Go Luna!

Name _____

Andy is painting Señor Fabuloso's trailer.
Will you help create a unique mural?



For more games and activities, visit pbskidsforparents.org

Funded by:



LET'S GO LUNA! © 2018 LATW Productions Inc. PBS KIDS and the PBS KIDS Logo are registered trademarks of Public Broadcasting Service. Used with permission. Corporate Funding for LET'S GO LUNA! is provided by the Corporation for Public Broadcasting, a private corporation funded by the American people.

THE SCRIBBLE GAME



Scribbles
and
Ink

Here's a scribble.
What could it be?



Add onto this
scribble and
then pass it to
a friend.





pbskids.org

Produced by GBH Kids for PBS. Funded by the Corporation for Public Broadcasting and Gerneshausen Foundation. © 2010 WGBH Educational Foundation. Based on Scribbles and Ink books written by Ethan Long, published by Harriet Ziefert, Inc., underlying Scribbles and Ink characters and artwork are copyrights and trademarks of Ethan Long. Made available by the Corporation for Public Broadcasting, a private corporation funded by the American people.



The PBS KIDS wordmark and the PBS KIDS Logo are registered trademarks of Public Broadcasting Service. Used with permission.

ART GALLERY







Scribbles
and **Ink**

MORE THAN A BOX

Draw on or around the box to change it into something new.

Name _____

Find an empty box
around your house.
What can you turn
it into?



pbskids.org



Produced by CBH Kids for PBS. Funded by the Corporation for Public Broadcasting and Gerneshausen Foundation. © 2020 WGBH Educational Foundation. Based on Scribbles and Ink books written by Ethan Long, published by Harriet Ziefert, Inc., underlying Scribbles and Ink characters and artwork are copyrights and trademarks of Ethan Long. Made available by the Corporation for Public Broadcasting, a private corporation funded by the American people.

The PBS KIDS wordmark and the PBS KIDS Logo are registered trademarks of Public Broadcasting Service. Used with permission.



Name _____

Create Your Own Accidental Art!

Have one family member start a drawing. It can be anything — a design, pattern, or picture of something. After a minute or two, pass it on to the next family member. Keep going until everyone has had a chance to add something. Congratulations! You've created "accidental" art.

PINKALICIOUS & PETERIFIC® is produced by GBH Kids and Sixteen South Studios.



Funding for PINKALICIOUS & PETERIFIC® is provided by the Corporation for Public Broadcasting, and public television viewers. Produced with the participation of Northern Ireland Screen. Corporate funding is provided by Kiddie Academy®, Homer and IKEA Retail U.S.



Find more games and activities at pbskidsforparents.org

© 2021 WGBH. Underlying © VBK Co., or VBK Co. and Elizabeth Kann. TM: VBK Co. All third-party trademarks are the property of their respective owners. Used with permission. PBS KIDS and the PBS KIDS Logo are registered trademarks of Public Broadcasting Service. Used with permission. Made available by the Corporation for Public Broadcasting, a private corporation funded by the American people.

Make Your Own Instrument!



1 Cut along the dotted line.



2 Roll the paper into a cylinder and staple one end shut. Fill the shaker full of beans, pasta, or gravel. Hold the shaker by the base (the stapled end). Pinch and staple the center of the top so that the crease goes in the opposite direction from the base.



3 Finish the shaker by making sure both ends are stapled shut.



Find more games and activities at pbskidsforparents.org

PINKALICIOUS & PETERIFIC® is produced by GBH Kids and Sixteen South Studios.



Funding for PINKALICIOUS & PETERIFIC® is provided by the Corporation for Public Broadcasting, and public television viewers. Produced with the participation of Northern Ireland Screen. Corporate funding is provided by Kiddie Academy®, Homer and Target.



© 2020 WGBH. Underlying © VBK Co., or VBK Co. and Elizabeth Kann. TM: VBK Co. All third-party trademarks are the property of their respective owners. Used with permission. PBS KIDS and the PBS KIDS Logo are registered trademarks of Public Broadcasting Service. Used with permission. Made available by the Corporation for Public Broadcasting, a private corporation funded by the American people.

Name

Mood Music




Choose a day of the week. At the end of the day, ask your child: *What happened today? What did you do? How did you feel? What happened to make you feel that way?*

Have your child draw a face in the chart and write a word describing the feeling.

Explain to your child that music can often help us express our feelings.

Together, sing a song or listen to some music that reflects how your child is feeling. (If you know how to sing or play "the blues," make up new words to a simple blues melody.)

Repeat the activity a few times during the week. Invite the whole family to join in.



	happy		sad		angry
	excited		confused		silly

sunday	monday	tuesday	wednesday	thursday	friday	saturday

Find more games and activities at pbskidsforparents.org

PINKALICIOUS & PETERIFIC® is produced by GBH Kids and Sixteen South Studios.



Funding for PINKALICIOUS & PETERIFIC® is provided by the Corporation for Public Broadcasting, and public television viewers. Produced with the participation of Northern Ireland Screen. Corporate funding is provided by Kiddle Academy®, Homer and Target.



© 2020 WGBH, Underlying © VBK Co., or VBK Co. and Elizabeth Kann. TM: VBK Co. All third-party trademarks are the property of their respective owners. Used with permission. PBS KIDS and the PBS KIDS Logo are registered trademarks of Public Broadcasting Service. Used with permission. Made available by the Corporation for Public Broadcasting, a private corporation funded by the American people.

Step-by-Step Dance



Balance



Jump



Run



Kneel



Draw Your Own

Draw Your Own

Play this Step-by-Step Dance game for some creative fun.

- 1 Cut out each square.
- 2 With your child, practice each step. (Your child can draw a new step or movement in the blank squares.)
- 3 Arrange the dance steps in whatever order or pattern you want.
- 4 Add music.
- 5 Ready, set, dance!
- 6 For a new dance, change the order of the steps.

Find more games and activities at pbskidsforparents.org

PINKALICIOUS & PETERRIFIC® is produced by GBH Kids and Sixteen South Studios.



Funding for PINKALICIOUS & PETERRIFIC® is provided by the Corporation for Public Broadcasting, and public television viewers. Produced with the participation of Northern Ireland Screen. Corporate funding is provided by Kiddie Academy®, Homer and Target.



© 2020 WGBH. Underlying © VBK Co., or VBK Co., and Elizabeth Kann. TM: VBK Co. All third-party trademarks are the property of their respective owners. Used with permission. PBS KIDS and the PBS KIDS Logo are registered trademarks of Public Broadcasting Service. Used with permission. Made available by the Corporation for Public Broadcasting, a private corporation funded by the American people.

Dance Party!

Dancing is a great way for kids to get exercise, express their creativity, communicate feelings, and enjoy music. Try some of these dance ideas together—fun for the whole family!

Freeze Dance

Kids dance like they can't stop, and then freeze like a statue!

- Put on music and have everyone dance.
- Stop the music suddenly—everyone freezes in place!
- Repeat by restarting and then stopping the music again.



Let's Dance!

Dances come in many varieties. What's your favorite?

- What's your favorite dance style or steps? Teach your child the basics, then put on some music and boogie!
- Ask your child to show you the dance he or she did in class. Can you guess what he or she is imitating?



The Add-On Dance

Together, make up a dance, step-by-step. Can everyone remember the moves?

- The first dancer does a dance move ("jump up and down," for example).
- The next dancer adds a move ("jump up and down...then spin around").
- Continue to add steps. When the dance has at least three moves, perform it together.

Look for free or low-cost dance performances at schools, libraries, and local arts organizations. With your child, enjoy the excitement of a live show!



PINKALICIOUS & PETERRIFIC® is produced by GBH Kids and Sixteen South Studios.



Funding for PINKALICIOUS & PETERRIFIC® is provided by the Corporation for Public Broadcasting, and public television viewers. Produced with the participation of Northern Ireland Screen. Corporate funding is provided by Kiddie Academy®, Homer and Target.



© 2020 WGBH. Underlying © VBK Co., or VBK Co. and Elizabeth Kann. TM: VBK Co. All third-party trademarks are the property of their respective owners. Used with permission. PBS KIDS and the PBS KIDS Logo are registered trademarks of Public Broadcasting Service. Used with permission. Made available by the Corporation for Public Broadcasting, a private corporation funded by the American people.



Music to Our Ears!

Help! Hacker stole all the musical instruments from the borgs in R-Fair City on the day of their big parade! Can you invent a musical instrument to save the parade?



Materials

For your Music Maker:

- ☐ plastic and paper cups, paper plates, beans, beads, jingle bells, paper towel rolls, pipe cleaners, paper straws, waxed paper, combs, rubber bands, balloons, craft sticks, plastic salad bar containers, aluminum foil, and other found objects
- ☐ Masking tape
- ☐ Stapler
- ☐ "My Invention Design" handout
- ☐ Pencil

Make Your Instrument

- 1 Play with the materials. Find sounds that you like by shaking, striking, or spinning objects.
- 2 Use the "My Invention Design" handout to plan your Music Maker. Make a sketch to show what it looks like.
- 3 Make your instrument and try it out. Does it work the way you planned?
- 4 What changes can you make to your instrument to improve how it sounds?



How Am I Inventing?

Inventors take time to plan an invention before they start building. They start with an idea of what they want their invention to do and make a plan. When they stick to that plan, they can build an invention that works the way they want. This is called *designing for function*. When you design your instrument to make a particular sound, you're designing for function, too.



Get inventive with CYBERCHASE on PBS KIDS!
For more games and activities, visit pbskidsforparents.org



To be used with "Music to Our Ears"

Ideas to Get You Started...

Kazoo



- Cut out a piece of waxed paper big enough to fit over one end of a cardboard tube (toilet paper or paper towel roll).
- Securely wrap the piece of waxed paper around one end of the tube and use a rubber band to hold it in place.
- Make sure that there are no gaps between the waxed paper and the tube. If the paper feels loose, use more rubber bands.
- Using a pencil, carefully punch a hole in the side of the tube near the waxed paper.
- Hum or sing into the opposite, open end of the tube.

Straw Oboe

- Flatten the last ½ inch of a straw with your fingers.
- Cut off the top 2 corners of the flattened portion of the straw so that it looks like an upside down V.
- Place the V end in your mouth.
- Tighten your lips and blow through the straw.
Do you hear a buzzing noise?
- Now cut off an inch of the straw end not in your mouth.
- Listen to the sound your shorter straw makes. What do you notice about the sound? How did it change?

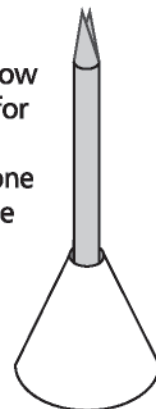


Straw Trombone

- Make a Straw Oboe.
- Place the Straw Oboe inside a larger straw, with the mouth end sticking out.
- Blow through the Straw Oboe and slide the large straw to change the pitch.

Straw Oboe Megaphone

- Make a Straw Oboe.
- Cut out a small hole at the bottom of a snow cone cup. Make sure it is just big enough for your Straw Oboe to fit through.
- Place your Straw Oboe through the snow cone cup with the mouth end sticking out of the pointed end of the cup. Tape it together with masking tape.
- Blow through the Straw Oboe and notice what happens.



Goose Call

- Tie a piece of yarn to a paper clip.
- Have an adult help you poke a hole in the bottom center of a plastic cup.
- Thread the other end of the yarn through the hole in the bottom of the cup so the paper clip is inside the cup.
- Wet your thumb and first finger with water.
- While holding the cup in your dry hand, pinch the yarn where it reaches the cup.
- Pull down on the yarn away from the cup, letting it slide through your fingers.

Pluck Drums

- Get a plastic cup.
- Get a balloon and cut off the end where you blow into it.
- Stretch the balloon and then place over the top of the cup. The balloon's rubber should be stretchy enough to hold it in place.
- Pinch a little of the balloon over the top of the cup between your thumb and index finger.
- Pull up slightly and let go.

Get inventive with CYBERCHASE on PBS KIDS!

For more games and activities, visit pbskidsforparents.org

Cyberchase is a production of THIRTEEN Productions LLC in association with WNET. © THIRTEEN Productions LLC. All rights reserved.
PBS KIDS and the PBS KIDS logo are registered trademarks of PBS. Used with permission.
Made available by the Corporation for Public Broadcasting, a private corporation funded by the American people.

Name _____



To be used with "Music to Our Ears"

My Invention Design

Name of my invention:

Materials I need to make my invention:

Sounds I want my invention to make:

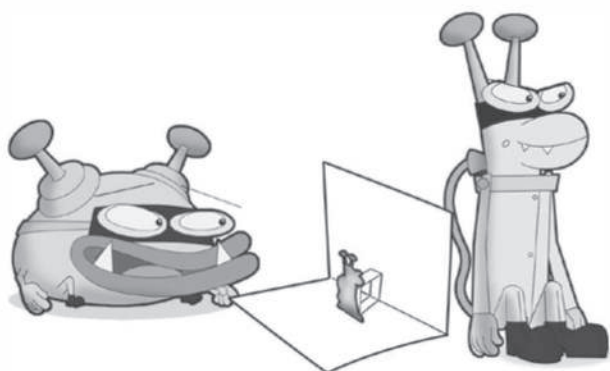


What my invention will look like:



Get inventive with CYBERCHASE on PBS KIDS!
For more games and activities, visit pbskidsforparents.org

Cyberchase is a production of THIRTEEN Productions LLC in association with WNET. © THIRTEEN Productions LLC. All rights reserved.
FPBS KIDS and the PBS KIDS logo are registered trademarks of PBS. Used with permission.
Made available by the Corporation for Public Broadcasting, a private corporation funded by the American people.



Materials

- ☐ 8½" x 11" paper, at least 3 sheets
- ☐ colored markers, pencils
- ☐ scissors
- ☐ glue

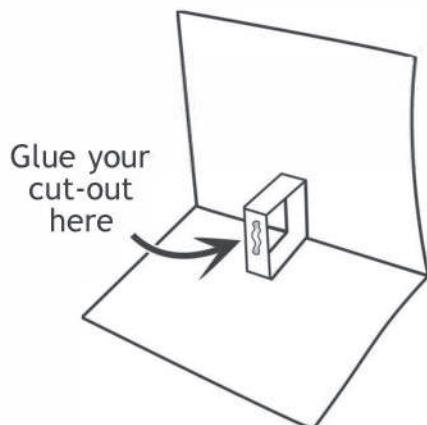
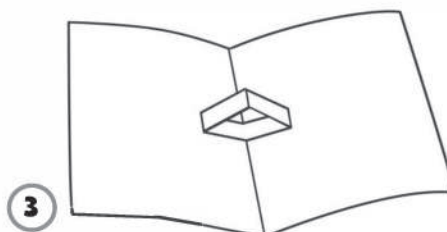


Make a Pop-Up Card

How do you make a card so the inside pops up when you open it? Try this!

Directions

- 1** Fold a piece of paper in half. Starting from the folded edge, make 2 parallel cuts as shown. The cuts should be the same length, and less than 1 inch apart.

- 2** Fold the flap back and crease it.



- 3** Put the flap back where it was. Open the card and push the flap through to the inside. Pinch the crease on the flap. This is a pop-up platform.
- 4** Cut out something you want to pop up. (Ideas: a tree, a house, a flower, a butterfly...) Glue it to the platform. Open and close your model. Do you see how it works?
- 5** Now use your model to experiment. How many pop-up flaps will you want for your card? What happens if you make some platforms with long cuts, and others with short cuts?

Get inventive with CYBERCHASE on PBS KIDS!
For more games and activities, visit pbskidsforparents.org



**Team
Hamster!**

Sadie: Sketch Time!

**Create a sketch with someone else. What will you dream of?
What materials will you use?**



Find more games and activities at pbskidsforparents.org

TEAM HAMSTER™ is produced by GBH Kids.



PBS KIDS and the PBS KIDS Logo are registered trademarks of Public Broadcasting Service. Used with permission.

Funding for TEAM HAMSTER™ is provided by the Department of Education and the Corporation for Public Broadcasting.



Made available by the Corporation for Public Broadcasting, a private corporation funded by the American people.

The contents of this program were developed under a grant from the U.S. Department of Education. However, those contents do not necessarily represent the policy of the Department of Education, and you should not assume endorsement by the Federal Government. [PR/Award No. U295A150003, CFDA No. 84.295A]

TEAM HAMSTER, TM/© 2020 WGBH Educational Foundation.



Learn at Home with PBS KIDS

Schedule Begins May 3, 2021

Explore reading, math, science, life lessons, and more on the PBS KIDS 24/7 channel and live stream! The TV schedule below offers you and your child a chance to learn anytime alongside your friends from PBS KIDS.

TIME (M-F)	SHOW	GRADE	LEARNING GOALS
6/5c am	The Cat in the Hat Knows a Lot About That!	PK-1	Science & Engineering
6:30/5:30c am	Ready Jet Go!	K-2	Science & Engineering
7/6c am	Peg + Cat	PK-K	Math
7:30/6:30c am	Super WHY!	PK-K	Literacy
8/7c am	Daniel Tiger's Neighborhood	PK-K	Social & Emotional Learning
8:30/7:30c am	Daniel Tiger's Neighborhood	PK-K	Social & Emotional Learning
9/8c am	Sesame Street	PK-K	Literacy, Math, Social & Emotional Learning
9:30/8:30c am	Elinor Wonders Why	PK-K	Science & Engineering
10/9c am	Clifford the Big Red Dog	PK-K	Social & Emotional Learning, Literacy
10:30/9:30c am	Dinosaur Train	PK-K	Science
11/10c am	Let's Go Luna!	K-2	Social Studies
11:30/10:30c am	Nature Cat	K-3	Science
12 pm/11c am	Nature Cat	K-3	Science
12:30 pm/11:30c am	Xavier Riddle and the Secret Museum	K-2	Social & Emotional Learning
1/12c pm	Molly of Denali	K-2	Literacy
1:30/12:30c pm	Hero Elementary	K-2	Science & Engineering
2/1c pm	Cyberchase	1-5	Math & Science
2:30/1:30c pm	Pinkalicious & Peterrific	PK-1	The Arts
3/2c pm	Pinkalicious & Peterrific	PK-1	The Arts
3:30/2:30c pm	Elinor Wonders Why	PK-K	Science & Engineering
4/3c pm	Donkey Hodie	PK-K	Social & Emotional Learning
4:30/3:30c pm	Curious George	PK-K	Math, Science & Engineering
5/4c pm	Curious George	PK-K	Math, Science & Engineering
5:30/4:30c pm	Xavier Riddle and the Secret Museum	K-2	Social & Emotional Learning
6/5c pm	Molly of Denali	K-2	Literacy
6:30/5:30c pm	Hero Elementary	K-2	Science & Engineering

Access FREE, at-home learning activities, tips, and more on pbskidsforparents.org

PBS KIDS and the PBS KIDS logo are registered trademarks of Public Broadcasting Service. Used with permission.



Learn at Home with PBS KIDS

Play and learn anytime and anywhere with free apps from PBS KIDS! Use the chart below to find the app that aligns to your child's grade, learning goal, and favorite PBS KIDS show - then download it on your on your mobile or tablet device to play online, offline, or anytime.


Apps for Social & Emotional Learning

Daniel Tiger for Parents	PK-K	Social & Emotional Learning
PBS KIDS Games app	K-2	Multiple Learning Goals
PBS KIDS Video app	K-2	Multiple Learning Goals




Apps for Literacy Learning

Dinosaur Train A to Z	PK-K	Literacy, Science
Molly of Denali	K-2	Literacy
PBS KIDS Games app	K-2	Multiple Learning Goals
PBS KIDS Video app	K-2	Multiple Learning Goals



Apps for STEM Learning (Science, Technology, Engineering & Math)

PBS Parents Play & Learn	PK-K	Literacy, Math	Ready Jet Go! Space Explorer	K-2	Science
Play & Learn Engineering	PK-K	Science and Engineering	Ready Jet Go! Space Scouts	K-2	Science and Engineering
Play & Learn Science	PK-K	Science	Nature Cat's Great Outdoors	K-3	Science
Splash and Bubbles for Parents	PK-K	Science	PBS KIDS ScratchJr	1-2	Coding
Splash and Bubbles Ocean Adventure	PK-K	Science	Outdoor Family Fun with Plum	1-3	Science and Engineering
The Cat in the Hat Builds That!	PK-K	Science and Engineering	Cyberchase Shape Quest	1-5	Math, Science
The Cat in the Hat Invents	PK-K	Science and Engineering	PBS KIDS Games app	K-2	Multiple Learning Goals
Jet's Bot Builder: Robot Games	K-2	Science and Engineering	PBS KIDS Video app	K-2	Multiple Learning Goals
Photo Stuff with Ruff	K-2	Science			



pbskids.org/apps

