





# Summer of Possibilities

## Investigating Animals





# Summer Activities for Families




Play and learn this summer with PBS KIDS! Get started with the hands-on activity collections below or visit [pbskids.org](https://pbskids.org), the PBS KIDS Video app, and the PBS KIDS Games app for more ideas and fun. Remember to follow @PBSKIDS for great summertime activities for the whole family.

## EXPLORE

SUMMER COLLECTIONS



### Observing Nature



You and your child can try a scavenger hunt, go on a weather walk, or read and play with this nature-themed playlist and activity collection. What's the biggest tree you can find?

### Making Family Traditions

Does your family have a favorite tradition? Get inspired to create your own with this collection of crafts, music, and story clips.

### Sharing Your Creativity through Art

Spark creativity with games from SCRIBBLES AND INK! This special collection of resources is designed to get you and your child singing, dancing, drawing, and laughing.

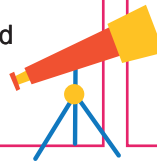
### Being a Good Friend and Neighbor



What makes family and friends special? There are lots of things kids can do to celebrate neighbors and friends. This collection will help them learn about their role in the community.

### Exploring Space at Home

Build a rocket ship, go stargazing, or imagine life on another planet with this collection of space-themed games, activities, and an out-of-this-world playlist.



## CELEBRATE WITH FAMILY NIGHT

FRIDAYS ON THE PBS KIDS 24/7 CHANNEL AND VIDEO APP

Tally Ho! Nature Cat, Hal, Daisy, and Squeeks are hitting the trails to learn about birds, bugs, and...strawberries? Tune in for a sweet NATURE CAT marathon June 4.

Join Molly, Tooey, and Trini for a night of adventure as they explore family stories, Alaska Native traditions, and the great outdoors in MOLLY OF DENALI. Tune in on June 11.

It's a pinka-party and your family is invited to paint, draw, and dance with PINKALICIOUS & PETERIFIC! Join the fun on June 18.

There's a new neighborhood at PBS KIDS! It's the world of DONKEY HODIE from the makers of DANIEL TIGER'S NEIGHBORHOOD. Tune in June 25 to see how Donkey Hodie and her pals use teamwork and laughter to accomplish amazing things.

Jet Propulsion is the kid next door AND an alien! Join him - along with his family and friends - as they explore the far reaches of outer space in two specials from READY JET GO! on July 2.



[pbskidsforparents.org/summer](https://pbskidsforparents.org/summer)



# Summer Activities for Families



## EXPLORE

SUMMER COLLECTIONS

## PLAY & LEARN

FREE ACTIVITIES ON [pbskidsforparents.org/summer](https://pbskidsforparents.org/summer)

## CELEBRATE WITH FAMILY NIGHT

FRIDAYS ON THE PBS KIDS 24/7 CHANNEL AND [VIDEO APP](#)


### Playing with Water

Whether it's frozen or melted, water is a wonderful way to inspire your child's curiosity. Find playful activities in this water-themed collection.



### Investigating Animals

Crawl like an ant, jump like a frog, and gallop like a horse! Inspire young learners to sing, play, and laugh with this special collection of animal-themed resources.



### Reading and Sharing Stories

Words can take your child anywhere. Use the activities in this collection to help them build literacy skills and create and share family stories.

Get ready to travel through time with XAVIER RIDDLE AND THE SECRET MUSEUM! The fun starts on July 23 when Xavier, Yadina, and Brad meet real-life storytellers Mark Twain, Zora Neale Hurston, and Maya Angelou.

### Creating Daily Routines for Kids

It's always a good time to brush up on everyday routines with your child like greeting friends, picking up toys, and getting ready for bed. This collection is filled with tips and ideas!




It's scary and exciting to do something for the first time. Pick up tips, songs, and strategies from Daniel as he explores new things during the DANIEL TIGER'S NEIGHBORHOOD marathon on July 30.

### Going Back to School

Preparing for a new school year can stir up lots of emotions for your child. Use the activities in this collection to plan ahead and practice first day routines together.

"That is so interesting!" Everyone wonders about the world, including Elinor from ELINOR WONDERS WHY. She's curious just like your child! Join her on August 6 as she learns to ask questions and solve puzzles.



[pbskidsforparents.org/summer](https://pbskidsforparents.org/summer)



# Is it an Insect?

Elinor and her best friends Ari and Olive are very curious about bugs. They like to observe them through a magnifying glass, so they can see a bug's features up close and determine whether it is an insect or not. When Elinor finds an insect, she likes to draw a picture of it and add it to her Field Guide to Insects.

Explain to your child that an insect is a special kind of bug (not all bugs are insects). An insect has to have: 2 antennae, 6 legs, and 3 body parts (head, thorax, abdomen). Not all bugs have these. For example, an ant is an insect (it has 6 legs, see diagram below), but a spider is not (it has 8 legs).

You can help your child identify an insect by asking three simple questions. A "yes" answer to all three questions tells you it is an insect. Identifying an animal through a series of yes/no questions is called a dichotomous key (see box below). Scientists use dichotomous keys all the time as an identification tool.

## Insect Search

On the next page are pictures of different kinds of bugs. Guide your child to pick out the insects by counting the legs, body parts, and antennae. Some may surprise you!

## Assemble Elinor's Field Guide


Print out and assemble Elinor's Field Guide to Insects. Follow these steps:

1. Cut out the "Field Guide to Insects" cover page and "My Insects" pages.
2. Staple the pages to create a "Field Guide to Insects" booklet.

## Explore and Record

Now that your child knows how to identify an insect and has a field guide to record her findings in, it is time to go on an insect hunt! Insects can be found everywhere — on trees, under things like rocks and logs, floating on water, in the dirt, and in the grass. There are even insects inside your house!

Be sure to take a magnifying glass. Also, remind your child to bring her new field guide so she can draw a picture of each insect she finds. Keep adding more pages to the guide as your child finds more insects.



## DICHOTOMOUS KEY: IDENTIFY AN INSECT

- 1) Does it have 6 legs?
  - a. Yes (go to next question)
  - b. No (STOP: it isn't an insect.)
- 2) Does it have 3 body parts?
  - a. Yes (go to next question)
  - b. No (STOP: it isn't an insect)
- 3) Does it have 2 antennae?
  - a. Yes (It is an insect.)
  - b. No (It isn't an insect.)

So, what's an insect? A bug that has 6 legs, 3 body parts, and 2 antennae.

Find more games and activities at [pbskidsforparents.org](https://pbskidsforparents.org)





# Insect Search

Some of the bugs below are insects and some are not. Help your child identify the insects by using the dichotomous key on the previous page. Then ask your child to put a check mark in the magnifying glass next to each insect.

ant .....



snail .....



dragonfly .....



worm .....



cricket .....



bee .....



roly poly .....



spider .....



Find more games and activities at [pbskidsforparents.org](https://pbskidsforparents.org)








# Elinor

## Wonders Why



### A Field Guide to Insects



By Elinor and

Name \_\_\_\_\_




ELINOR WONDERS WHY © 2021 SHOE INC. LLC. All Rights Reserved. PBS KIDS and the PBS KIDS Logo are registered trademarks of Public Broadcasting Service. Used with permission.



### My Insects

Butterfly

Name of insect



Number of legs .....

6

Is it an insect?

Yes ☒ No ☐

Number of body parts .....

3


Number of antennae .....

2

### My Insects

Fly

Name of insect



Number of legs .....

6

Is it an insect?

Yes ☒ No ☐

Number of body parts .....

3

Number of antennae .....

2

### My Insects

Name of insect

Number of legs .....

6

Is it an insect?

Yes ☐ No ☐

Number of body parts .....

3

Number of antennae .....

2

## My Insects

Number of legs .....



Is it an insect?

Yes

☐

No

☐

Number of body parts.....



Number of antennae .....



## My Insects

Number of legs .....



Is it an insect?

Yes

☐

No

☐

Number of body parts.....



Number of antennae .....



## My Insects

Number of legs .....



Is it an insect?

Yes

☐

No

☐

Number of body parts.....



Number of antennae .....



## My Insects

Number of legs .....



Is it an insect?

Yes

☐

No

☐

Number of body parts.....



Number of antennae .....

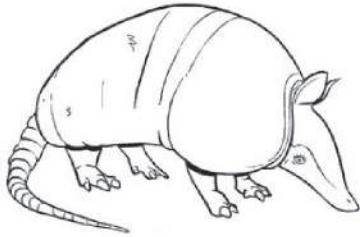




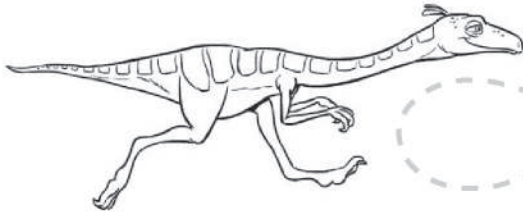
Name \_\_\_\_\_

# Dinosaur Features


Some dinosaurs are compared with animals that are living today because they had similar features (they looked alike) or because they had similar abilities (they could do the same thing). Match the dinosaurs with the animals that share similar features (like their armor, their horns, their toe claws, or if they are runners). Think about how they are the same, but also how they are different.




**Armadillo**




**Ornithomimus**



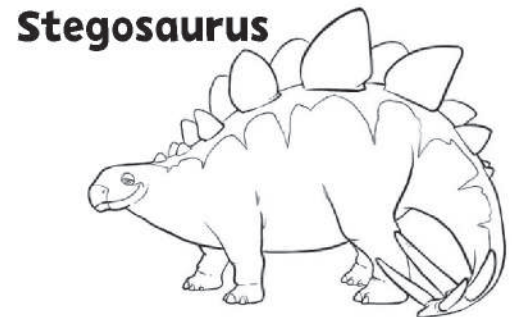
**Rhinoceros**




**Deinonychus**




**Triceratops**



**Stegosaurus**



**Tiger**



**Ostrich**

Find more games and activities at [pbskidsforparents.org](http://pbskidsforparents.org)





# Make Tracks

\_\_\_\_\_

Name



When you walk in wet sand, snow or mud, you leave behind a footprint. Animals do, too! We call those prints "tracks" and you can look for them on the ground the next time you're exploring!


You can also make your own tracks to compare with other prints! Using crayons or markers, make YOUR nature tracks.

## What You Need:

- Crayons or markers
- Colored paper pieces
- Poster board (if you want to make a collage of tracks)
- Safety scissors
- Tape or glue

## What to Do:

- 1. Trace your hand or foot:** Be very still and ask someone to trace your hand or foot with a crayon or marker.
- 2. Switch places:** Now help your partner trace their hand or foot.
- 3. Color your tracks:** Use crayons or markers to color in your tracks however you like!
- 4. Make tracks:** Trace more handprints and footprints on paper. Cut out each one and paste them to make a handprint or footprint wreath.



Find more games and activities at [pbskidsforparents.org](http://pbskidsforparents.org)



# Make Tracks

\_\_\_\_\_  
**Name**



**Find more games and activities at [pbskidsforparents.org](http://pbskidsforparents.org)**



# Animal Tracks Matching Game


## GET READY

This game is a version of the classic children's game known as Memory or Concentration. In this version, kids will match animals with their tracks. It can be played by 1 to 4 people.

Print and cut the squares for each set of cards. To make the game pieces sturdier and last longer, glue the paper to a cereal box before cutting. You could also laminate the cards.

## TALLY HO! LET'S PLAY!

1. Shuffle the cards and then turn them over on a flat surface so that they are face down.
2. Begin the game by turning two cards over at a time to see if you can match the animal with its footprints.
3. If the two cards go together, put that pair of cards aside and try to find another pair.
4. If they don't match, turn both cards face down again and let another person take a turn.
5. Move like an animal or imitate the sound it makes.
6. The player that finds the most matches wins the game!



(continued) ➡

For more games and activities visit [pbskidsforparents.org](http://pbskidsforparents.org)















PBS KIDS and the PBS KIDS Logo are registered trademarks of Public Broadcasting Service. Used with permission. NATURE CAT and associated characters, trademarks and design elements are owned by Spiffy Entertainment, LLC © 2017. All rights reserved. Major funding for the series is provided by the Corporation for Public Broadcasting (CPB) and the Van Eekeren Family, founders of Land O'Frost. Additional funding: The Hamill Family Foundation, The Segal Family Foundation, The Arthur Vining Davis Foundations, Polk Bros. Foundation, Elizabeth Morse Genius Charitable Trust, Alvin H. Baum Family Fund, Bobolink Foundation, Sage Foundation, The David E. Zyer Family, Dr. Scholl Foundation, and per Colonel Stanley R. McNeil Foundation. Made available by the Corporation for Public Broadcasting, a private corporation funded by the American people.





# Game Cards















 <b>Horse</b>	 <b>Horse</b>	 <b>Goose</b>	 <b>Goose</b>
 <b>Deer</b>	 <b>Deer</b>	 <b>Duck</b>	 <b>Duck</b>
 <b>Eagle</b>	 <b>Eagle</b>	 <b>Lion</b>	 <b>Lion</b>





# Game Cards



 <b>Wolf</b>	 <b>Wolf</b>	 <b>Bear</b>	 <b>Bear</b>
 <b>Fox</b>	 <b>Fox</b>	 <b>Rabbit</b>	 <b>Rabbit</b>
 <b>Frog</b>	 <b>Frog</b>	 <b>Elephant</b>	 <b>Elephant</b>








# Curious George®

Print this sheet twice, then cut along the dotted lines.  
Scramble them face down to play a memory game.

Imitate the animal as you make a pair by moving like it or by making the  
sound it makes. Describe how they look or act.

Which animals have you observed before? Where did you see them?



For more ideas and tips visit [pbskidsforparents.org](http://pbskidsforparents.org)

Produced by

IMAGINE™

GBH Kids



UNIVERSAL  
1440 ENTERTAINMENT



Curious George is a production of Imagine, GBH Kids and Universal. Curious George and related characters, created by Margret and H.A. Rey are copyrighted and trademarked by Houghton Mifflin Harcourt and used under license. Licensed by Universal Studios Licensing LLC. Television series: ©2018. Universal Studios. All Rights Reserved. PBS KIDS and the PBS KIDS Logo are registered trademarks of Public Broadcasting Service. Used with permission. Proud sponsors of Curious George® on PBS KIDS® are Kiddie Academy and ABCmouse.com. FOR PROMOTIONAL USE ONLY. The contents of George's Busy Day online features were developed under a grant from the Department of Education. However, those contents do not necessarily represent the policy of the Department of Education, and you should not assume endorsement by the Federal Government. Made available by the Corporation for Public Broadcasting, a private corporation funded by the American people. For more fun and games, check out [curiousgeorge.com](http://curiousgeorge.com).

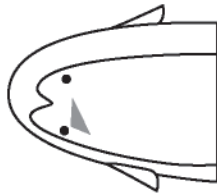


## Act Like An Animal

**Instructions:** Animals communicate with each other and move around in many different ways. Color the animals and then cut along the dashed lines. Flip all of the cards face down on a flat surface. One at a time, choose a card and show your creativity as you act like the animal. You can even draw and write directions for your own animal cards. Invite others to play with you and ask them to guess which animal you are!



Waddle like a



**penguin.**

Make a clicking  
sound like a




**dolphin.**

Flutter like a



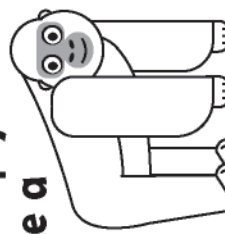
**butterfly.**

Trot like a



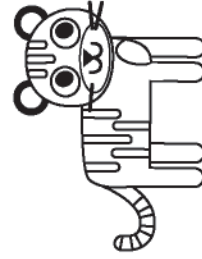
**moose.**

Thump your chest  
like a



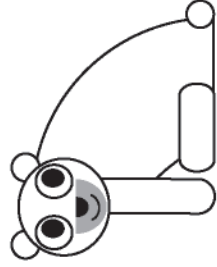
**gorilla.**

Leap like a




**tiger.**

Growl like a



**bear.**

Hoot like an



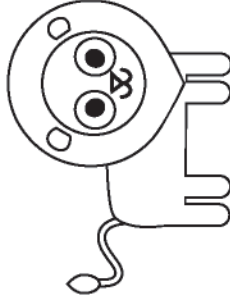
**owl.**

Kick your legs  
like a



**camel.**

Roar like a



**lion.**

Arch your  
back like a



**cat.**

Bark like a



**dog.**

Hop like a




**rabbit.**

Scamper across  
the ground like a



**lizard.**

Climb like a



**koala.**


Find more games and activities at [pbskidsforparents.org](https://pbskidsforparents.org)



# My Animal Farm

Name \_\_\_\_\_

Draw a map of your very own animal farm. You can color, cut, and choose the pictures of the animals that might live on it. Add details to your map to show where the animals live and the food they eat. Think of the buildings you might see, like your house and a barn, or land, hills, lakes, or ponds. Make sure to label the parts of your map and tell someone all about it.



Corporation  
for Public  
Broadcasting

Find more games and activities at [pbskidsforparents.org](http://pbskidsforparents.org)

PBS KIDS and the PBS KIDS Logo are registered trademarks of Public Broadcasting Service. Used with permission. Made available by the Corporation for Public Broadcasting, a private corporation funded by the American people.



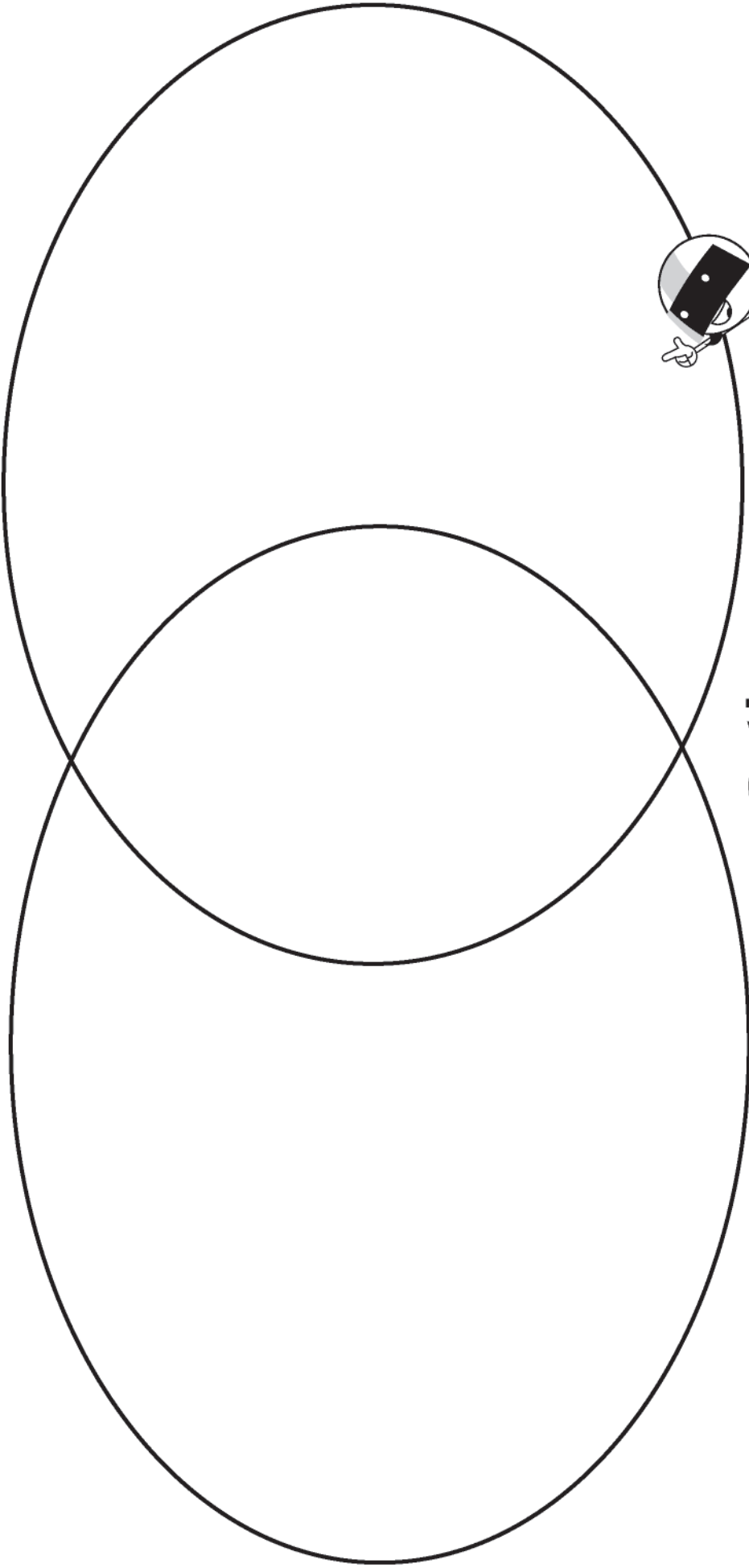
# Plants and Animals

Name \_\_\_\_\_

**Choose a plant and an animal.** How are they different? How are they similar?

\_\_\_\_\_ (plant)

\_\_\_\_\_ (animal)



**Both**











Find more games and activities at [pbskidsforparents.org](http://pbskidsforparents.org)

PBS KIDS and the PBS KIDS Logo are registered trademarks of Public Broadcasting Service. Used with permission. Made available by the Corporation for Public Broadcasting, a private corporation funded by the American people.



# Matching Animals and Shadows

**Match the animals to their shadows.** Cut along the dotted lines. Place the cards, face down on a flat surface. Choose two as you work to match the animals to their shadows. If you find a pair, keep the cards. If you do not find a pair, turn the cards over in their place. Then, try again until you find all four pairs.



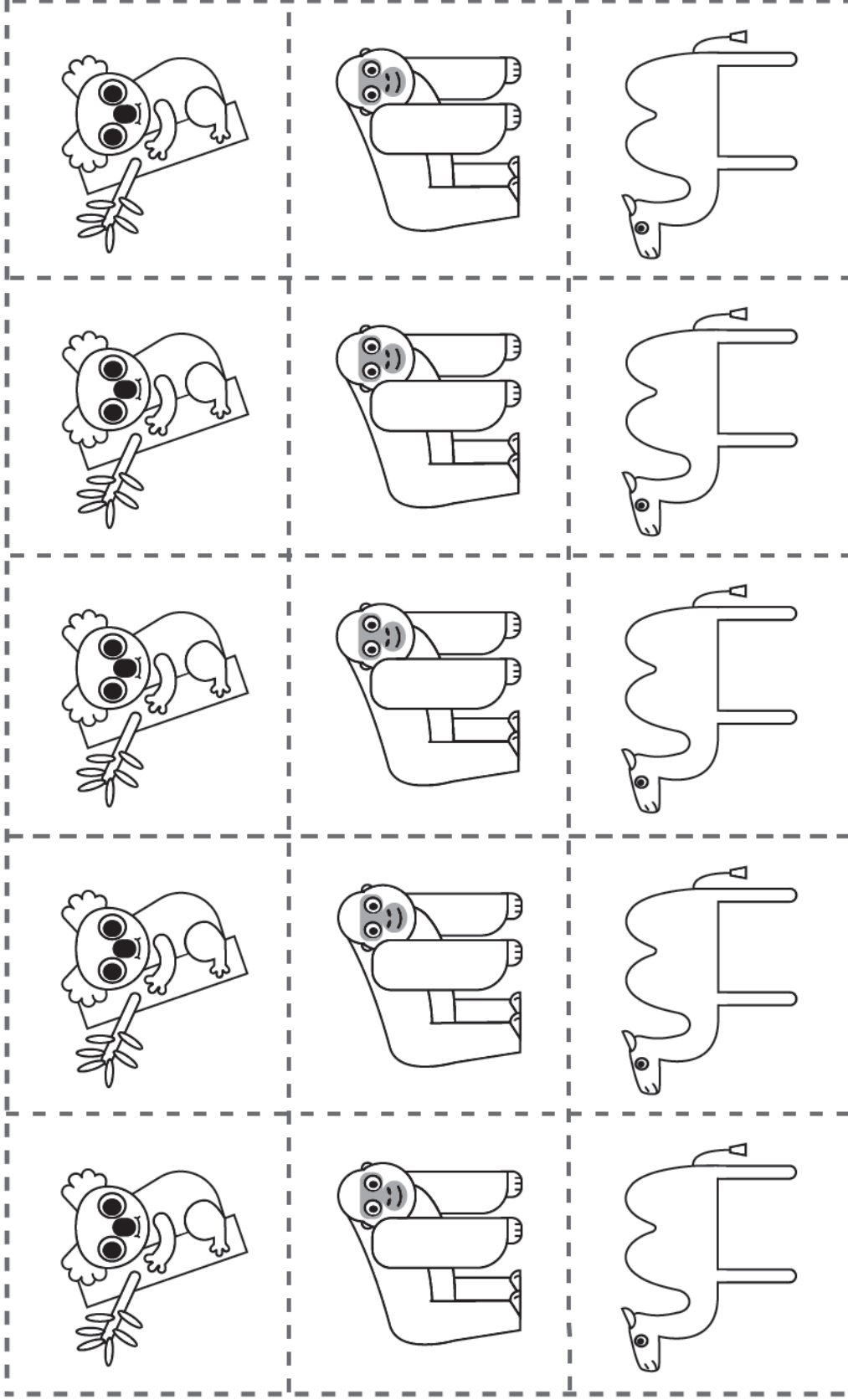
Find more games and activities at [pbskidsforparents.org](http://pbskidsforparents.org)





# Animal Patterns

**Instructions:** Color the animals and then cut along the dotted lines. Practice making ABAB patterns.



Find more games and activities at **[pbskidsforparents.org](https://pbskidsforparents.org)**



# Animal Patterns

Name \_\_\_\_\_

Complete the pattern. What animal comes next?

--	--	--	--	--

Complete the pattern. What animal comes next?

--	--	--	--	--

Complete the pattern. What animal comes next?

--	--	--	--	--



# Learn at Home with PBS KIDS

**Schedule Begins May 3, 2021**

Explore reading, math, science, life lessons, and more on the PBS KIDS 24/7 channel and live stream! The TV schedule below offers you and your child a chance to learn anytime alongside your friends from PBS KIDS.

TIME (M-F)	SHOW	GRADE	LEARNING GOALS
6/5c am	The Cat in the Hat Knows a Lot About That!	PK-1	Science & Engineering
6:30/5:30c am	Ready Jet Go!	K-2	Science & Engineering
7/6c am	Peg + Cat	PK-K	Math
7:30/6:30c am	Super WHY!	PK-K	Literacy
8/7c am	Daniel Tiger's Neighborhood	PK-K	Social & Emotional Learning
8:30/7:30c am	Daniel Tiger's Neighborhood	PK-K	Social & Emotional Learning
9/8c am	Sesame Street	PK-K	Literacy, Math, Social & Emotional Learning
9:30/8:30c am	Elinor Wonders Why	PK-K	Science & Engineering
10/9c am	Clifford the Big Red Dog	PK-K	Social & Emotional Learning, Literacy
10:30/9:30c am	Dinosaur Train	PK-K	Science
11/10c am	Let's Go Luna!	K-2	Social Studies
11:30/10:30c am	Nature Cat	K-3	Science
12 pm/11c am	Nature Cat	K-3	Science
12:30 pm/11:30c am	Xavier Riddle and the Secret Museum	K-2	Social & Emotional Learning
1/12c pm	Molly of Denali	K-2	Literacy
1:30/12:30c pm	Hero Elementary	K-2	Science & Engineering
2/1c pm	Cyberchase	1-5	Math & Science
2:30/1:30c pm	Pinkalicious & Peterrific	PK-1	The Arts
3/2c pm	Pinkalicious & Peterrific	PK-1	The Arts
3:30/2:30c pm	Elinor Wonders Why	PK-K	Science & Engineering
4/3c pm	Donkey Hodie	PK-K	Social & Emotional Learning
4:30/3:30c pm	Curious George	PK-K	Math, Science & Engineering
5/4c pm	Curious George	PK-K	Math, Science & Engineering
5:30/4:30c pm	Xavier Riddle and the Secret Museum	K-2	Social & Emotional Learning
6/5c pm	Molly of Denali	K-2	Literacy
6:30/5:30c pm	Hero Elementary	K-2	Science & Engineering

Access FREE, at-home learning activities, tips, and more on [pbskidsforparents.org](https://pbskidsforparents.org)

PBS KIDS and the PBS KIDS logo are registered trademarks of Public Broadcasting Service. Used with permission.



# Learn at Home with PBS KIDS

Play and learn anytime and anywhere with free apps from PBS KIDS! Use the chart below to find the app that aligns to your child's grade, learning goal, and favorite PBS KIDS show - then download it on your on your mobile or tablet device to play online, offline, or anytime.


## Apps for Social & Emotional Learning

Daniel Tiger for Parents	PK-K	Social & Emotional Learning
PBS KIDS Games app	K-2	Multiple Learning Goals
PBS KIDS Video app	K-2	Multiple Learning Goals




## Apps for Literacy Learning

Dinosaur Train A to Z	PK-K	Literacy, Science
Molly of Denali	K-2	Literacy
PBS KIDS Games app	K-2	Multiple Learning Goals
PBS KIDS Video app	K-2	Multiple Learning Goals



## Apps for STEM Learning (Science, Technology, Engineering & Math)

PBS Parents Play & Learn	PK-K	Literacy, Math	Ready Jet Go! Space Explorer	K-2	Science
Play & Learn Engineering	PK-K	Science and Engineering	Ready Jet Go! Space Scouts	K-2	Science and Engineering
Play & Learn Science	PK-K	Science	Nature Cat's Great Outdoors	K-3	Science
Splash and Bubbles for Parents	PK-K	Science	PBS KIDS ScratchJr	1-2	Coding
Splash and Bubbles Ocean Adventure	PK-K	Science	Outdoor Family Fun with Plum	1-3	Science and Engineering
The Cat in the Hat Builds That!	PK-K	Science and Engineering	Cyberchase Shape Quest	1-5	Math, Science
The Cat in the Hat Invents	PK-K	Science and Engineering	PBS KIDS Games app	K-2	Multiple Learning Goals
Jet's Bot Builder: Robot Games	K-2	Science and Engineering	PBS KIDS Video app	K-2	Multiple Learning Goals
Photo Stuff with Ruff	K-2	Science			



[pbskids.org/apps](https://pbskids.org/apps)

